

SANYO

No.1786A

2SB1120

PNP/NPN Epitaxial Planar Silicon Transistor

High-Current Driver Applications

Applications

- . Strobes, voltage regulators, relay drivers, lamp drivers.

Features

- . Low collector-to-emitter saturation voltage ($V_{CE(sat)max} = -0.45V$)
- . Large current capacity ($I_C = -2.5A$, $I_{CP} = -5A$)
- . Very small size making it easy to provide high-density, small-sized hybrid IC's

Absolute Maximum Ratings at $T_a = 25^\circ C$

			unit
Collector to Base Voltage	V_{CBO}	-20	V
Collector to Emitter Voltage	V_{CEO}	-10	V
Emitter to Base Voltage	V_{EBO}	-7	V
Collector Current	I_C	-2.5	A
Collector Current(Pulse)	I_{CP}	-5	A
Collector Dissipation	P_C	500	mW
	P_C Mounted on ceramic board (250mm ² x 0.8mm)	1.3	W
Junction Temperature	T_J	150	$^\circ C$
Storage Temperature	T_{stg}	-55 to +150	$^\circ C$

Electrical Characteristics at $T_a = 25^\circ C$

			min	typ	max	unit
Collector Cutoff Current	I_{CBO}	$V_{CB} = -16V, I_E = 0$			-100	nA
Emitter Cutoff Current	I_{EBO}	$V_{EB} = -4V, I_C = 0$			-100	nA
DC Current Gain	$h_{FE(1)}$	$V_{CE} = -2V, I_C = -500mA$	100*		560	
	$h_{FE(2)}$	$V_{CE} = -2V, I_C = -3A$	70			
Gain-Bandwidth Product	f_T	$V_{CE} = -10V, I_C = -50mA$		250		MHz
C-E Saturation Voltage	$V_{CE(sat)}$	$I_C = -1.5A, I_B = -0.15A$		-0.25-0.45		V
C-B Breakdown Voltage	$V_{(BR)CBO}$	$I_C = -10\mu A, I_E = 0$	-20			V
C-E Breakdown Voltage	$V_{(BR)CEO}$	$I_C = -1mA, R_{BE} = \infty$	-10			V
E-B Breakdown Voltage	$V_{(BR)EBO}$	$I_E = -10\mu A, I_C = 0$	-7			V
Output Capacitance	c_{ob}	$V_{CB} = -10V, f = 1MHz$		70		pF

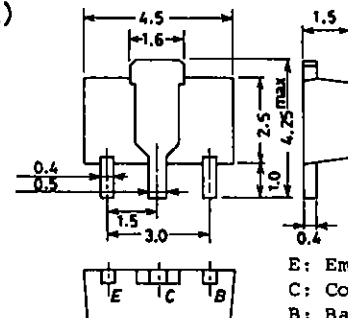
*:The 2SB1120 is classified by 500mA h_{FE} as follows:

100	E	200	160	F	320	280	G	560
-----	---	-----	-----	---	-----	-----	---	-----

Marking :BC

 h_{FE} rank :E,F,G**Package Dimensions 2038**

(unit:mm)

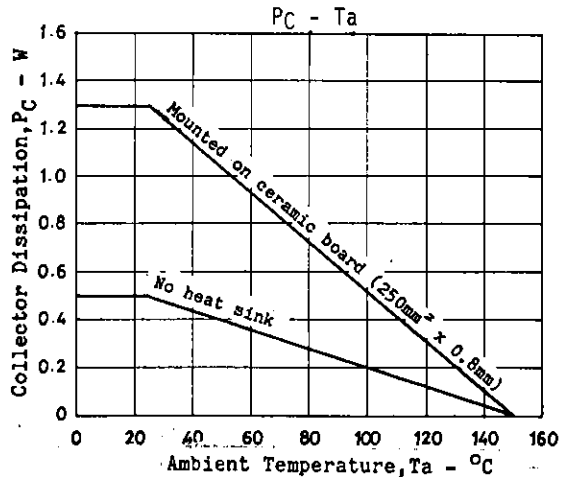
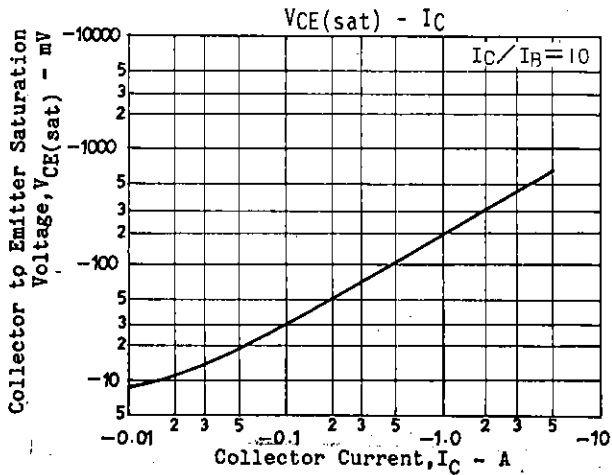
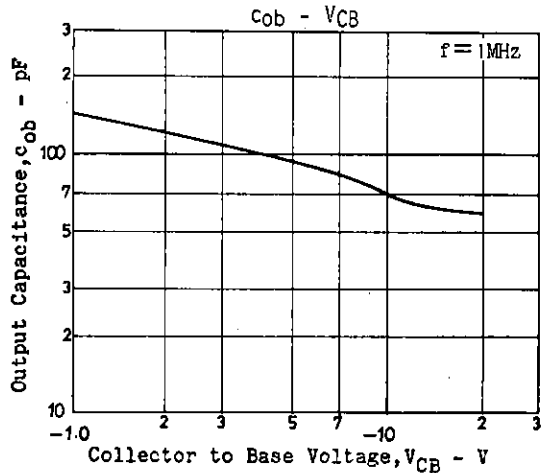
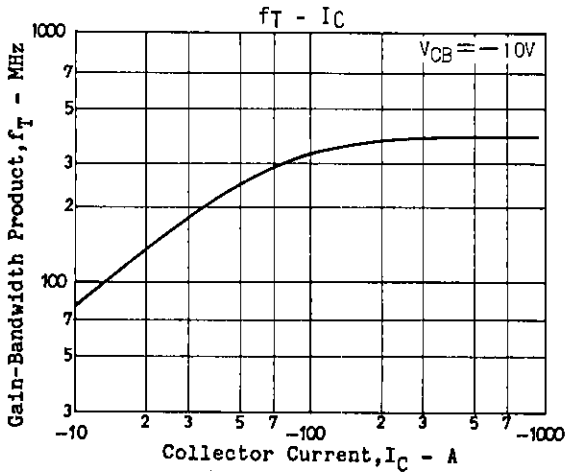
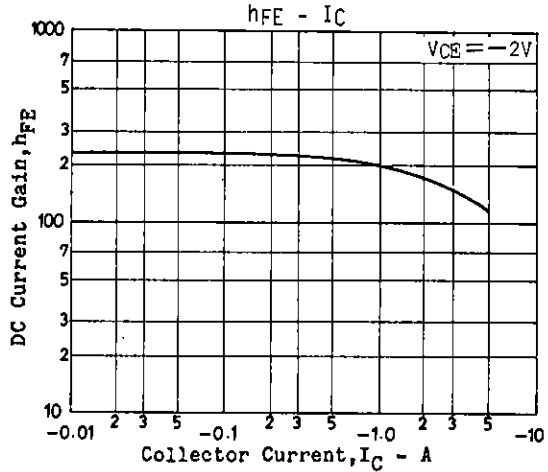
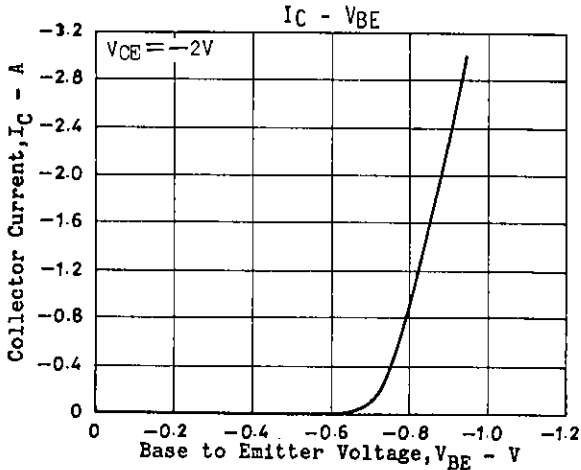
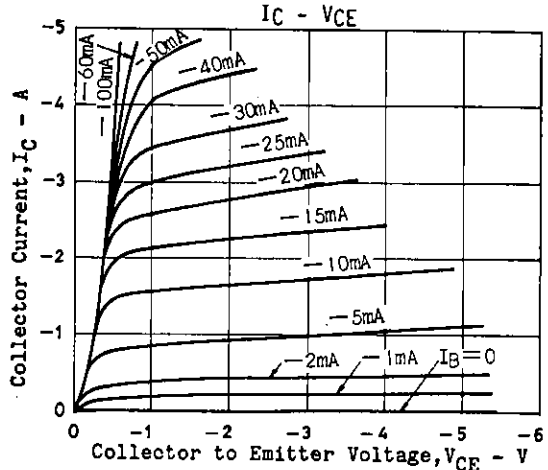
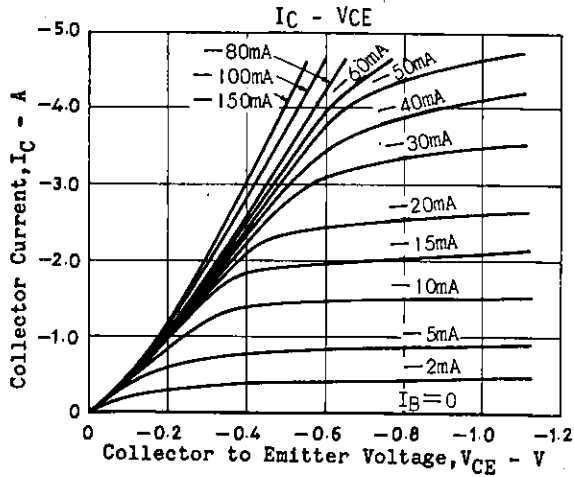


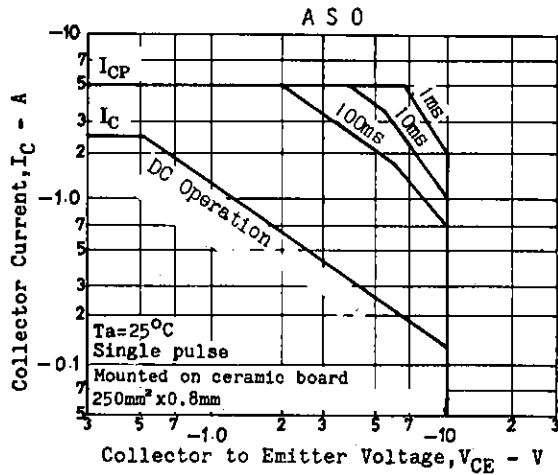
E: Emitter
C: Collector
B: Base

SANYO: PCP
(Bottom View)

SANYO Electric Co., Ltd. Semiconductor Business Headquarters

TOKYO OFFICE Tokyo Bldg., 1-10, 1 Chome, Ueno, Taito-ku, TOKYO, 110 JAPAN





- No products described or contained herein are intended for use in surgical implants, life-support systems, aerospace equipment, nuclear power control systems, vehicles, disaster/crime-prevention equipment and the like, the failure of which may directly or indirectly cause injury, death or property loss.
- Anyone purchasing any products described or contained herein for an above-mentioned use shall:
 - ① Accept full responsibility and indemnify and defend SANYO ELECTRIC CO., LTD., its affiliates, subsidiaries and distributors and all their officers and employees, jointly and severally, against any and all claims and litigation and all damages, cost and expenses associated with such use;
 - ② Not impose any responsibility for any fault or negligence which may be cited in any such claim or litigation on SANYO ELECTRIC CO., LTD., its affiliates, subsidiaries and distributors or any of their officers and employees jointly or severally.
- Information (including circuit diagrams and circuit parameters) herein is for example only; it is not guaranteed for volume production. SANYO believes information herein is accurate and reliable, but no guarantees are made or implied regarding its use or any infringements of intellectual property rights or other rights of third parties.