

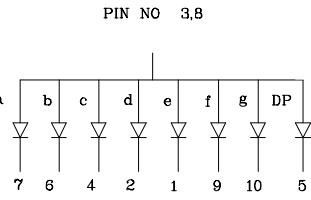
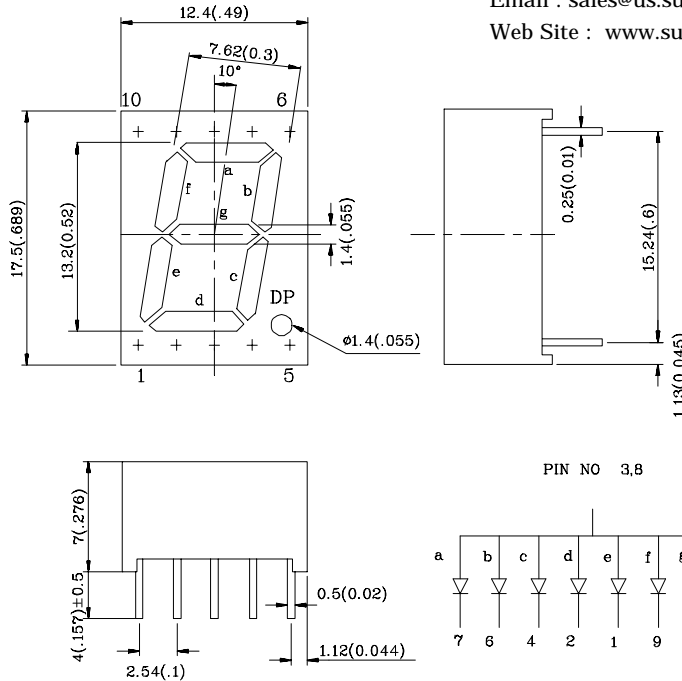
**13.2mm (0.52") SINGLE DIGIT
NUMERIC DISPLAY**



SUN LED

Email : sales@us.sunled.com
Web Site : www.sunled.com

XDUR13A



Notes:

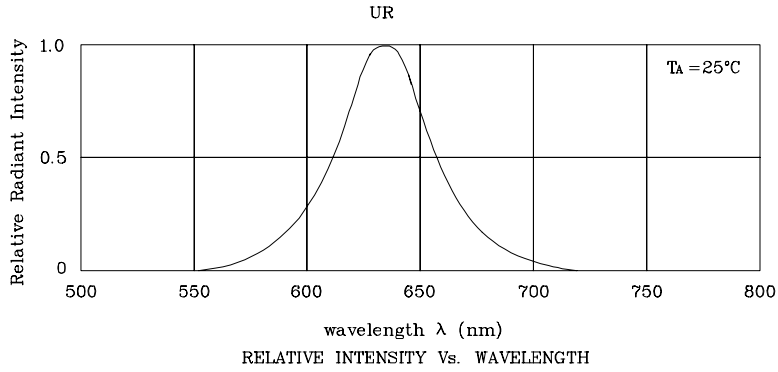
1. All dimensions are in millimeters (inches).
2. Tolerance is $\pm 0.25(0.01)$ unless otherwise noted.

Absolute maximum ratings ($T_A=25^\circ\text{C}$)		UR (GaAsP/GaP)	Unit
Reverse voltage	V_R	5	V
Forward current	I_F	30	mA
Forward current (peak) 1/10Duty cycle 0.1ms pulse width	i_{FS}	160	mA
Power dissipation	P_T	105	mW
Operating temperature	T_A	-40 ~ +85	$^\circ\text{C}$
Storage temperature	T_{stg}		
Lead solder temperature [2mm below package base]		260 $^\circ\text{C}$ For 5 Seconds	

Operating Characteristics ($T_A=25^\circ\text{C}$)		UR (GaAsP/GaP)	Unit
Forward voltage (typ.) ($I_F=10\text{mA}$)	V_F	1.9	V
Forward voltage (max.) ($I_F=10\text{mA}$)	V_F	2.5	V
Reverse current ($V_R=5\text{V}$)	I_R	10	μA
Wavelength at peak emission ($I_F=10\text{mA}$)	λ_{peak}	627	nm
Wavelength at Dominate emission ($I_F=10\text{mA}$)	λ_D	625	nm
Spectral Line half-width ($I_F=10\text{mA}$)	$\Delta\lambda$	45	nm
Capacitance ($V_F=0\text{V}$, $f=1\text{MHz}$)	C	15	pF

Part Number	Emitting Color	Emitting Material	Luminous Intensity ($I_F=10\text{mA}$) ucd		Wavelength nm λ_P	Description
			min.	typ.		
XDUR13A	Red	GaAsP/GaP	1900	6390	627	Common Anode.Rt. Hand Decimal

XDUR13A



❖UR

